

	特 性 FEATURES 60-80A 规格可选 线圈与触点间耐压为 4KV 环保产品 (符合 RoHS) 外形尺寸: (39×30×16.5) mm	60-80A Specification optional 4KV Dielectric Strength (Between Coil And Contact Environmental Friendly Product (RoHS Compliant) Outline Dimensions: (39×30×16.5) mm
--	--	--

触点参数 CONTACT PARAMETERS

触点形式 Contact Form	1A、1B	
触点材料 Contact Material	银合金 Silver Alloy	
接触电阻 Contact Resistance	≤1.0mΩ (1A 6VDC)	
触点负载(阻性) Contact Rating(Res. Load)	60A 250VAC	80A 250VAC
最大切换电流(阻性) Max. Switching Current(Res. Load)	60A	80A
最大切换电压(阻性) Max. Switching Voltage(Res. Load)	250VAC	
最大切换功率 Max. Switching Power	15KVA	20KVA
电气寿命 Electrical Life	1×10 ⁴ 次 OPS	
机械寿命 Mechanical Life	1×10 ⁵ 次 OPS	

性能参数 CHARACTERISTICS

绝缘电阻 Insulation Resistance	1000MΩ Min. (500VDC)	
介质耐压 Dielectric Strength	触点与线圈间 Between Coil & Contacts: 4000VAC 1min	
	断开触点间 Between Open Contacts: 1800VAC 1min	
动作时间 Operate Time	≤20ms	
复归时间 Release Time	≤20ms	
冲击 Shock Resistance	稳定性 Functional	98m/s ²
	强度 Destructive	980m/s ²
振动 Vibration Resistance	10Hz~55Hz 1.5mm 双振幅 (DA)	
湿度 Humidity	5%-85%RH	
温度范围 Ambient Temperature	-40°C~70°C	
引出端方式 Termination	快连接式 QC	
封装方式 Construction	防尘罩型 Dust Protected	
重量 Unit Weight	约 Approx.:50g	

线圈规格表 COIL DATA(23°C)

额定电压 Rated Voltage VDC	动作/复归电压 Set/Reset Voltage VDC	脉冲宽度 Pulse Duration WS	线圈电阻 Coil Resistance $\Omega \pm 10\%$		线圈功耗 Coil Power W
6	≤ 4.8	≥ 100	单线圈 Single Coil Latching	24	约 Approx. 1.5
9	≤ 7.2	≥ 100		54	
12	≤ 9.6	≥ 100		96	
24	≤ 19.2	≥ 100		384	
48	≤ 38.4	≥ 100		1536	
6	≤ 4.8	≥ 100	双线圈 Double Coils Latching	12/12	约 Approx. 3.0
9	≤ 7.2	≥ 100		27/27	
12	≤ 9.6	≥ 100		48/48	
24	≤ 19.2	≥ 100		192/192	
48	≤ 38.4	≥ 100		768/768	

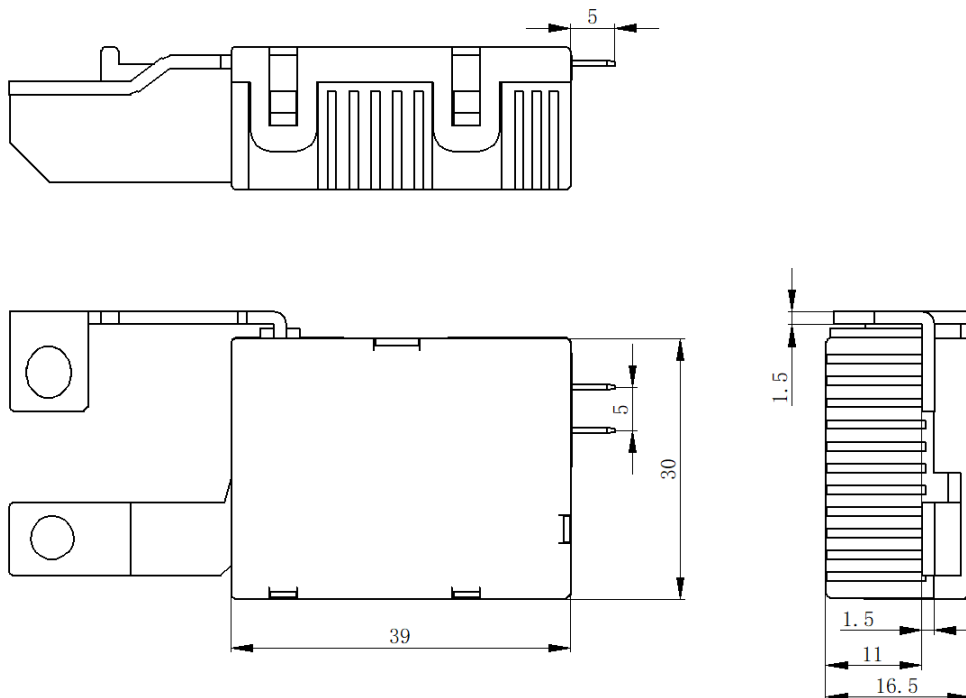
订货标记示例 ORDERING INFORMATION

	MLE	-80	1	12	-A	-L1	(XXX)
产品型号 Model:	MLE						
负载规格 Load:	60: 60 A 80: 80 A						
触点组数 Contact Group:	1:1 组 1 Groups						
线圈电压 Coil Voltage:	06、09、12、24、48						
触点形式 Contact Form:	A: 常开 NO B: 常闭 NC						
线圈类型 Coil Type:	L1: 单线圈 Single Coil Latching L2: 双线圈 Double Coils Latching						
特性号 Special Code	(XXX): 客户特殊要求 Customer Special Requirement						

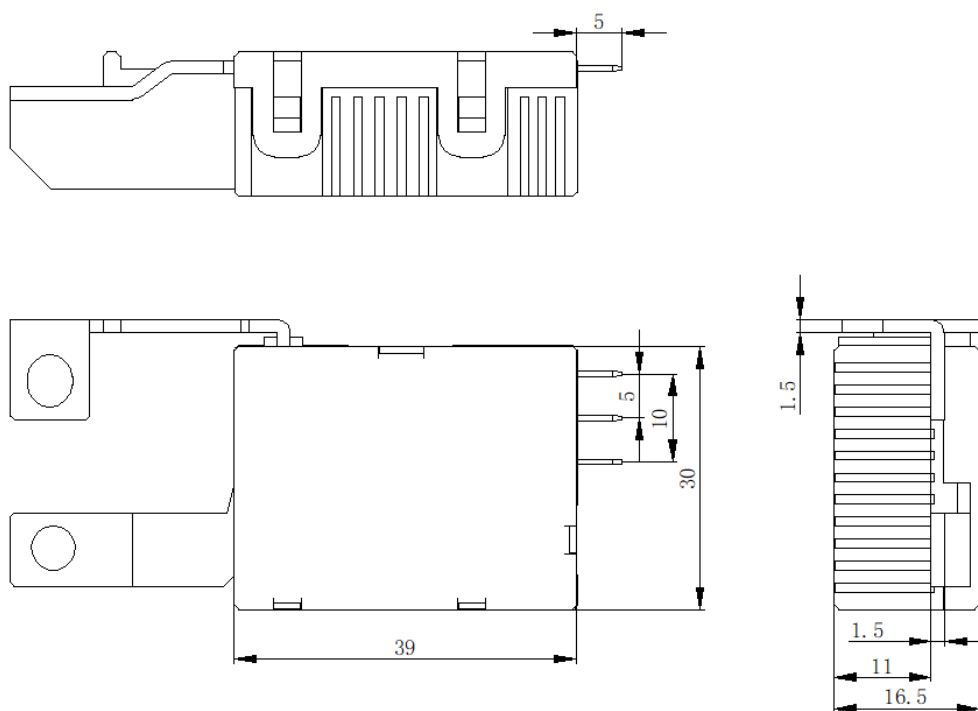
外形图、线圈接线图 OUTLINE DIMENSIONS、WIRING DIAGRAM

外形图 Outline Dimensions

单线圈 Single Coil

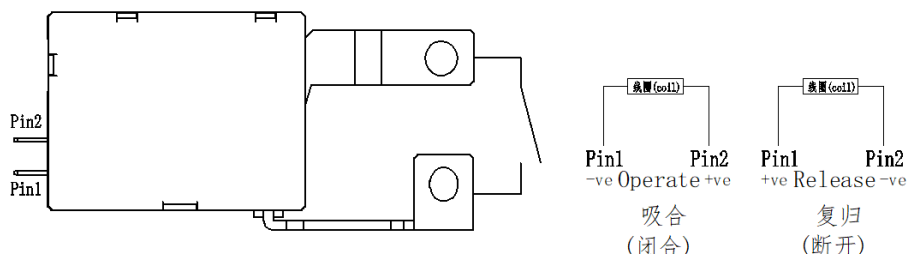


双线圈 Double Coils

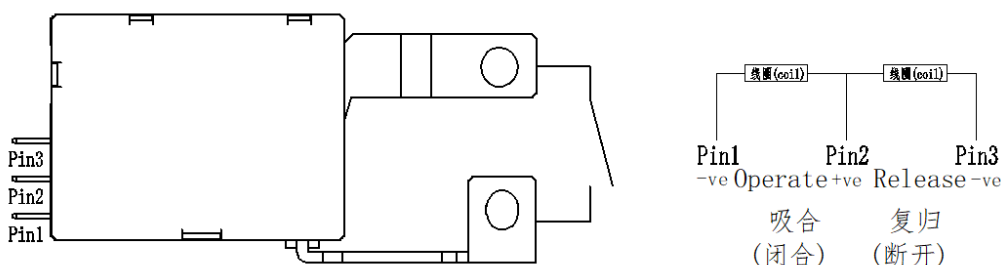


线圈接线图 Wiring Diagram

单线圈 Single Coil



双线圈 Double Coils



注意事项:

- 1、磁保持继电器出厂状态为动作或复归状态，但因运输或继电器安装时受到冲击等因素的影响，可能会改变状态，因而使用时（电源接入时）请根据需要重新将其设置为复归状态或动作状态；
- 2、为了确保磁保持继电器动作或复归，施加到线圈上的激励电压须达到额定电压，脉冲宽度须大于动作或复归时间的 5 倍；不要同时向动作线圈和复归线圈施加电压；不要长时间（大于 1 分钟）向线圈施加电压；
- 3、不带软铜绞线的磁保持继电器负载引出脚不能焊锡，不能随意扳动。
- 4、继电器通常为防尘罩结构，外接件按照客户特殊要求定制，所以推荐此产品的储存时间小于 6 个月，并注意仓储环境；同时为保证产品接触可靠性，在客户没有特别申明的情况下，我司将控制继电器触点为闭合状态。

NOTICE

1. Relay is on the "reset" or "set" status when being released from stock, with the consideration of shock risen from transit and relay mounting, relay would be changed to "reset" or "set" status, therefore, when application(connecting the power supply),please reset the relay to "reset" or "set" status on request.
2. In order to maintain "reset" or "set" status, energized voltage to coil should reach the rated voltage, impulse width should be 5 times more than "reset" or "set" time. Do not energize voltage to "reset" coil and "set" coil simultaneously. And also long energized time(more than 1min)should be avoided.
3. The terminals of relay without twisted copper wire can not be tin-soldered, can not be moved willfully, more over two terminals can' t be fixed at the same time.
4. Relays used for metering measuring applications are usually made with dust proof structure, while most relays could be made specially per customer' s specific requirements. No longer than 6 months' storage time is recommended for this kind of relay, and please pay attention to the storage environment. To ensure contact reliability, we will keep contact status be closed when delivery if no special required by customer.